

XRobot

U s e r G u i d e

XROBOT

The FrontDoor Mail Robot

User Guide

Copyright © 1998 Definite Solutions HB; All rights reserved.

All Definite Solutions products and trademarks are trademarks or registered trademarks of Definite Solutions HB; with the exception of FrontDoor, which is a registered trademark of Joaquim Homrighausen. Other brands and product names are trademarks or registered trademarks of their respective holders.

This publication is protected by international copyright laws and treaty provisions. It may only be distributed and used in accordance with those laws and treaty provisions.

DEF-E-XROBOT-Z-980100-EP

Produced in Sweden.

Definite
S O L U T I O N S

TABLE OF CONTENTS

TABLE OF CONTENTS 3

1. INTRODUCTION 4

 ABOUT THIS DOCUMENT 4

 LEGAL NOTICE 4

 WHAT IS XROBOT? 4

 REQUIREMENTS 5

 OPERATING SYSTEM VERSIONS 5

 UPDATE INFORMATION 5

2. USAGE 6

 BASICS 6

 RUNNING THE PROGRAM 6

3. COMMANDS 9

 PRIMARY COMMANDS 9

 UTILITY COMMANDS 14

 QUERY COMMANDS 17

 MSGBITS 18

4. MISCELLANEOUS NOTES 19

 NAMES.FD 19

 INTERNET RECIPIENTS 19

 FDOPT SETTINGS 20

 OTHER ENVIRONMENT VARIABLES 20

5. RESPONSE FILES 21

 SIMPLE RESPONSE FILES 21

 REPOSE FILE LABELS 21

 GLOBAL RESPONSE FILES 22

APPENDIX A: GLOSSARY 23

APPENDIX B: VERSION HISTORY 25

 4.00 25

 VERSIONS PRIOR TO 4.00 25

APPENDIX C: CONTACT INFORMATION 26

INDEX 27

1. INTRODUCTION

It is likely that you will encounter a number of unfamiliar terms. They will not be described in detail unless they are critical to complete the function described in a section. A small glossary is located at the end of this document.

About this document

When using the PDF viewer from [Adobe](#), Acrobat Reader, this document is best viewed in 1024x768 (or higher) resolution. We realize that not everyone has access to hardware capable of such resolutions and apologize if the document appears hard to read on some displays.

The *bookmarks* window (typically displayed to the left of the *document* window) can be closed to gain some display space for the document window. Furthermore, the [View](#) options [Fit page](#) and [Fit width](#) can be used to change the display of the document. We also recommend experimentation with the various display settings in the reader, in particular the [Smooth text and monochrome images](#) option (located under [File.Preferences.General](#) in the English language version of the reader).

One, perhaps not so obvious, feature in the Acrobat Reader is the ability to jump "back" after having followed a link. To jump back, hold down the **CTRL** key and press - (minus).

Legal notice

XRobot is provided to you "as is", without warranties of any kind. In no event shall Definite Solutions HB be liable to you or anyone else for any damages or costs arising from the use or inability to use this program.

XRobot is protected by copyright laws, and may not be modified, reversed engineered, sold or distributed in any way that would involve some sort of trade, without written permission from Definite Solutions HB.

XRobot may be used without charge by anyone that is running a registered copy of the shareware version of FrontDoor, or the commercial version of FrontDoor.

XRobot may also be used during the 30-day trial/evaluation period of the shareware version of FrontDoor. After this period, FrontDoor must be registered if you want to continue using this program (or FrontDoor).

What is XRobot?

XRobot is what the name implies, an easy to control "robot" utility designed to aid you in your daily "SysOp chores". It will simplify tasks like sending and requesting one or more files to and from one or more systems.

It is assumed that you know enough about your FrontDoor e-mail environment and terms involved with it to understand some technical descriptions. This is not a beginner's utility; it is easy to use, but it does require some knowledge about operating an e-mail system in general.

The history of this program is quite long and credits are due to several people who contributed ideas and hints (and complaints). It would occupy too much space to list all of them here. One individual in particular should, however, be named here: Mats Knuts; without whom XRobot would not have taken off the ground back in 1986.

XRobot was first released in early 1986.

Requirements


XRobot requires the following to run:

- ☐ FrontDoor version 2.25 or later.
- ☐ The environment variable FD pointing to the directory where SETUP.FD is located, or SETUP.FD in the current directory.
- ☐ For multiline users, the environment variable TASK containing the task number.
- ☐ The DOS version of XRobot requires that file sharing support is present (SHARE is not required).

Operating system versions

XRobot comes in three different versions: DOS, OS/2 2.x and OS/2 Warp, and Win32 (Windows 9x, and Windows NT - console mode). This document uses the name "XRobot" to refer to all of these versions; the actual filenames are:

DOS	XRDOS.EXE
OS/2	XROS2.EXE
Win32	XRW32.EXE

 *There is no functional difference between the various platform-specific versions.*

Update information

Please refer to the last section of this document for information about corrections and update information.

2. USAGE

Basics

The basic functions of XRobot are, as previously mentioned, to send and request files. You can do this with several options and different type of addressing methods.

Most of the data is taken from a file referred to as the FrontDoor system file, SETUP.FD hereafter. To make changes to SETUP.FD, use the FDSETUP program included in the FrontDoor package.

XRobot will search for SETUP.FD in the directory pointed to by the **FD** environment variable. If the FD environment variable is not defined, XRobot will attempt to open SETUP.FD in the current directory.

XRobot treats uppercase and lowercase characters the same as far as command-line parameters are concerned; e.g. "SEND" is treated identically to "Send". The order of the command-line parameters is irrelevant unless otherwise noted.

Running the program

XROBOT <command> [<parameters>]

Running XRobot without any command-line parameters will display a brief help message.

For a list of primary commands, run: **XROBOT COMMANDS**.

For a list of utility commands, run: **XROBOT UTIL**.

For a list of query commands, run: **XROBOT QUERY**.

Primary commands

QSEND	Send files to a remote system (a file transmit entry is added to the STQ).
QGET	Fetch files from a remote system (a file request entry is added to the STQ).
QPOLL	Poll a remote system to pick-up mail (a poll entry is added to the STQ).
QSPoolMAKE	Create a spool directory in the STQ for a remote system.
SEND	Send files to a remote system (a NetMail attachment is created in the System NetMail Folder).
GET	Fetch files from a remote system (a NetMail file request is created in the System NetMail Folder).
POLL	Poll a remote system to pick-up mail (an empty poll message is created in the System NetMail Folder).
TEXT	Create a message using preconfigured input files to one or more recipients (messages are created in the System NetMail Folder).
MSGBITS	Displays allowed values for the /M (message status) parameter.

Utility commands

CHECKFREQ	Verify list of requestable directories and alias definitions.
FSTAMP	Modify timestamp of matching/specified files.
KILLOLD	Remove "old" files until specified number of files remain.
LCIN	Write entry to inbound "lastcall" and mail history databases.
LCOUT	Write entry to outbound "lastcall" and mail history databases.
LOG	Add log entry.
MKBUSYSEM	Unconditionally create FrontDoor "busy" semaphores.
RMBUSYSEM	Unconditionally remove FrontDoor "busy" semaphores.
TOUCH	Update timestamp of matching/specified semaphores.
WAIT	Pause for the specified amount of time.
WAITSEM	Pause until specified files have been updated, removed, or specified amount of time has elapsed.
WIPE	Remove (recursively) files matching specified filemask.

Query commands

MONTHDAY	Exit with errorlevel of day of month.
QINFO	Display brief information about FrontDoor Static Queue (STQ).
SIZEOF	Check total size of files matching specified filemask.
WEEKDAY	Exit with errorlevel of day of week (1=Monday).
YEARMONTH	Exit with errorlevel of month of year (1=January).

Command-line parameters

Most commands require one or more parameters to be specified on the command-line. All command-line parameters (i.e. not the commands listed above) with the exception of ? (help) must be prefixed with a / (slash) or - (dash). To display a list of parameters applicable for a specific command, type:

```
XROBOT <command> ?
```

Logging

XRobot defaults to using the FrontDoor log file to log its activities. If another program (such as FrontDoor) is using the log file when XRobot is invoked, access to the log file will be denied and no logging can be performed.

A separate log file can be specified for XRobot by using the **XRLOG** environment variable:


```
SET XRLOG=C:\FD\XROBOT.LOG
```

The above would force XRobot to log its activities to the specified file (C:\FD\XROBOT.LOG).

Static Queue vs. System NetMail Folder

Previous versions of XRobot would always create its file attachment messages and file request messages in the System NetMail Folder. Starting with XRobot version 4.00, file attachments and file requests can be added to the FrontDoor Static Queue (STQ).

The STQ was introduced in version 2.25 of FrontDoor and greatly increases both capacity and performance in regards to the number of outbound file attachments and outbound file requests that can be handled by FrontDoor. Use of the STQ allows for other performance enhancements as well: timed-delivery, spool directories, and more.

 *It should be noted that FrontDoor will **never** route file attachment entries in the STQ. If routing of file attachments is a requirement, the SEND command should be used rather than the QSEND command.*

3. COMMANDS

XRobot features three sets of commands: **primary** commands, **utility** commands, and **query** commands. There is no difference in how the various commands are used. Each set of commands will now be described.

Primary commands

Primary commands are those that involve sending or requesting of files to and from a remote system. For a list of primary commands, type:

```
XROBOT COMMANDS
```

Many of the primary commands share certain command-line parameters (i.e. the same command-line parameter can be used with more than one command). When using primary commands (except the **MSGBITS** command, for which no command-line parameters exists), XROBOT requires that at least one recipient and one file item is specified.

Please note that the **QSPoolMAKE** command is described in the "Spool directories" section, below.

Command-line parameters

A list of command-line parameters applicable to primary commands follows.

A<path>	<p>Specifies an alternate attach path (instead of where files actually reside). XRobot will process all file statements (/F) for matching files, but when creating STQ entries or file attachment messages, the specified path will be used.</p> <p>This parameter is only supported by the QSEND/SEND commands.</p>
D<days>	<p>Specifies the maximum age, in days, for XRobot to consider a file for sending. XRobot will by default consider all files matching the file statements as qualified for sending. This parameter allows a maximum age to be specified, forcing XRobot to ignore any matching files that are older than the specified number of days.</p> <p>This parameter is only supported by the QSEND/SEND/TEXT commands.</p>
F<filemask>	<p>For all primary commands except the TEXT command, the /F parameter specifies a filemask to send or fetch. For the TEXT command, the parameter specifies a filemask of files to create as messages (the contents of the matching files are used for message text).</p> <p>To specify a password for the QGET/GET commands, place it after a comma when specifying the filemask; e.g.</p> <pre>/Fbetafile.*,secretpwd</pre> <p>This parameter is not supported by the QPOLL/POLL commands.</p>

J<size>[k]	<p>Specifies that XRobot should ignore matching files with a size less than the specified size (in bytes).</p> <p>The optional k specifies that <size> is in multiples of 1024 bytes (<i>i.e. kilobytes</i>).</p> <p>This parameter is only supported by the QSEND/SEND/TEXT commands.</p>
G<address[,name]>	<p>Specifies the address (and optionally name) of the Internet gateway.</p> <p>If XRobot detects an Internet recipient in the list of recipients (see /R), it will address the messages created in the System NetMail Folder to the Internet gateway and write the name of the Internet recipient on the first line of the message text.</p> <p>If support for Internet recipients is desired without using the /G parameter, the XROBOTGATE macro must be defined in the NAMES.FD file. See "Miscellaneous notes" below for more information on Internet gateway handling.</p> <p>This parameter is not supported by the QSEND/QGET/QPOLL commands.</p>
M<bit><+/->	<p>Specifies send/fetch priority and other status flags.</p> <p>See below for a list of supported <bit> values. The trailing + (plus) or - (dash) is required. The most commonly used <bit> values are: C (Crash), I (Immediate), H (Hold), and D (Direct).</p> <p>The B, J, M, N, O, P, S, V, X, and Y values have no function for the QSEND/QGET/QPOLL commands..</p>
N<1-10>	<p>Specifies that XRobot should use the specified username from SETUP.FD as the sender of messages it creates.</p> <p>This parameter is not supported by the QSEND/QGET/QPOLL commands.</p>
NL	Prevents XRobot from performing activity logging.
NR	<p>Prevents XRobot from updating the FrontDoor rescan semaphores.</p> <p>Use of this parameter is not recommended unless the purpose is to delay a rescan because XRobot is being invoked multiple times.</p>
NI	<p>Specifies that XRobot should include files with Hidden and/or System attributes when searching for files matching the file statements (/F).</p> <p>XRobot will by default skip files with these attributes.</p> <p>This parameter is not supported by the QGET/GET commands.</p>
NX	<p>Specifies that XRobot should <u>not</u> translate visible message text contents from the Windows character set to the DOS character set.</p> <p>This parameter is ignored by the DOS and OS/2 versions of XRobot.</p> <p>This parameter is not supported by the QSEND/QGET/QPOLL commands.</p> <p>See "Character set considerations" for more information about character sets.</p>
O<0-30>	<p>Specifies that XRobot should use the specified AKA (network address) from SETUP.FD.</p> <p>This disables the automatic AKA matching otherwise used by XRobot.</p> <p>This parameter is not supported by the QSEND/QGET/QPOLL commands.</p>

QA	<p>Specifies that the created STQ entries should be active after specified time (see /S).</p> <p>This parameter is only supported by the QSEND/QGET/QPOLL commands.</p>
QU	<p>Specifies that the created STQ entries should be active until specified time (see /S).</p> <p>This parameter is only supported by the QSEND/QGET/QPOLL commands.</p>
R<address[,name]>	<p>Specifies a recipient for the recipient list.</p> <p>The optional name must be specified as <i>Firstname_Lastname</i>; if no name is specified, XRobot will address the message to SysOp on the specified address.</p> <p>To specify multiple recipients, the /R parameter must be used once for each recipient.</p> <p>For notes regarding Internet recipients, see the /G parameter above.</p> <p>The QSEND/QGET/QPOLL commands will ignore the optional name since the STQ does not maintain recipient names.</p>
S<date>@<time>	<p>Specifies optional delivery date and time parameters.</p> <p>Use of the /S parameter must be combined with either /QA or /QU (see above).</p> <p>Date is specified as yyyymmdd and time is specified as hhmmss. It is possible to specify only a date (/Syyyymmdd) or only a time (/S@hhmmss).</p> <p>This is only supported by the QSEND/QGET/QPOLL commands.</p> <p>See "Timed delivery" for more information about timed delivery.</p>
T<file>/<subject>	<p>For the TEXT command, the /T parameter is used to specify the contents of the Re: (Subject) field of created message.</p> <p>For the SEND/GET/POLL commands, the /T parameter is used to specify a file to be used as the contents of the message body.</p> <p>This parameter is not supported by the QSEND/QGET/QPOLL commands.</p>
U	<p>Specifies that XRobot should create an <i>update file request</i> rather than a <i>file request</i>.</p> <p>This parameter is only supported by the QGET/GET commands.</p>
WU	<p>Specifies that XRobot should <i>UUencode</i> the visible contents of the message body.</p> <p>This parameter is not supported by the QSEND/QGET/QPOLL commands.</p> <p>See "UUencoding" below for more information about <i>UUencoding</i>.</p>
X	<p>Specifies that XRobot should translate visible message text contents from the Windows character set to the DOS character set.</p> <p>This parameter is ignored by the Win32 version of XRobot.</p> <p>This parameter is not supported by the QSEND/QGET/QPOLL commands.</p> <p>See "Character set considerations" for more information about character sets.</p>

Y<alias>	<p>Specifies that files matching the file statements (/F) should be transmitted using the name <alias>.</p> <p>This is typically only used for single files since it is rather pointless to send several files with the same name to a remote system. No translation or other processing of the specified name is performed by XRobot. If <alias> contains spaces, the specified name must be enclosed in double quotes:</p> <pre>/Y"This is a really long and weird filename"</pre>
ZN	<p>This parameter is only supported by the QSEND/SEND commands.</p> <p>Specifies that XRobot should search the unsecure list of requestable directories and alias definitions for the files specified with the /F parameter. Note that if the /ZN or /ZS (below) parameters are used, files specified with the /F parameter should not contain a path. Use of the /ZN or /ZS parameter automatically disables the /A parameter (see above).</p> <p>This parameter is only supported by the QSEND/SEND commands.</p>
ZS	<p>Identical to the /ZN parameter (above) with one difference; the secure list of requestable directories and alias definitions are used.</p>

Primary command examples

Some examples of primary command usage follow:

```
XROBOT QSEND /FC:\FD\FILES\*.RAR /R255:3046/0
```

Send all files matching C:\FD\FILES*.RAR to 255:3046/0, using the STQ (QSEND).

```
XROBOT GET /FNEWFILES.RAR /FPRICELST.ASC /R255:3046/1 /MI+
```

Fetch NEWFILES.RAR and PRICELST.ASC from 255:3046/1 with immediate priority, using the System NetMail Folder (GET).

Timed delivery

The **/S** parameter in combination with either of the **/QA** or **/QU** parameters allows selective activation of STQ entries created by XRobot when the **QSEND**, **QGET**, and **QPOLL** commands are used. The **/QA** parameter specifies that the entry should only be active after a specific date and time. The **/QU** parameter specifies that the STQ entry should be active only until a specific date and time.

To send a file (XR400.EXE) to a specific system (255:3046/100) after January 1st, 1999 the XRobot command-line could look something like (note the missing time data for **/S**):

```
XROBOT QSEND /FC:\RELEASE\XR400.EXE /R255:3046/100 /S19990101 /QA
```

To make the same file available for pick-up after the same date, the XRobot command-line could look something like (note the use of **/MH+**):

```
XROBOT QSEND /FC:\RELEASE\XR400.EXE /R255:3046/100 /S19990101 /QA /MH+
```

UUencoding

Although the **/WU** parameter is also supported for the **SEND**, **GET**, and **POLL** commands, its primary purpose is to be used with the **TEXT** command to send *UUencoded* files as message text.

The **TEXT** command will normally use the files specified with the **/F** parameter as input when creating (text) messages. This is useful for posting logs, standardized messages, etc. If the **TEXT** command is combined with the **/WU** parameter, it allows files to be sent as *UUencoded* images. This is particularly useful when Internet recipients (see **/R** above) are being used.


Consider the following two examples:

```
XROBOT TEXT /FC:\RELEASE\XR400.UUE /R255:3046/1
```

```
XROBOT TEXT /FC:\RELEASE\XR400.EXE /R255:3046/1 /WU
```

The first example will create a message to **255:3046/1** with the contents of C:\RELEASE\XR400.UUE as the message body.

The second example will create a message with the contents of C:\RELEASE\XR400.EXE as the message body; the file contents are automatically *UUencoded* by XRobot before being placed into the message.

 *Use of the **/WU** parameter does not affect the contents of the input/source file; it only affects the contents of the resulting messages, created by XRobot.*

Character set considerations

It should be noted that the **Win32** version of XRobot will by default convert text that it puts into the message body from the Windows/ANSI character set to the DOS/OEM character set; i.e. it is assumed that input text files are stored in the Windows character set. To prevent this character set translation, the **/NX** parameter must be specified.

The **DOS** and **OS/2** versions of XRobot are capable of using input text files that use the Windows/ANSI character set. The **/X** parameter must, however, be specified to force XRobot to convert input data to the DOS/OEM character set.

Spool directories


A spool directory or spool entry is a special entry in the STQ that allows a large number of files to be sent to (or picked up by) a remote system without the need for additional STQ entries. In its most basic form, a spool entry refers to a directory with the filemask **"*.*" (all files)**; it is possible to create spool entries with a more discriminating filemask such as C:\SPOOL\SWEDEN*.RAR.

A spool entry can be given special treatment status such as Hold, Crash, or Immediate, just like other STQ entries; spool entries can also be time limited (see "Timed delivery" above).

To create a spool entry, the **QSPOOLMAKE** command is used; the **QSPOOLMAKE** command accepts the **/F**, **/R**, **/M**, **/NL**, **/S**, **/QA**, and **/QU** parameters. XRobot makes no attempt to verify or access the filemasks specified with the **/F** parameter when the **QSPOOLMAKE** command is used.

Once a spool entry has been created in the STQ, all that is required for a file to be sent is to copy it to the specified spool directory (assuming that the name of the file matches the specified filemask). The next time FrontDoor rescans its System NetMail Folder and STQ, the file will be detected and the appropriate action taken.

It should be noted that FrontDoor will remove all successfully transmitted files from a spool directory; if a file cannot be removed, FrontDoor will add the *read-only* attribute to the file to avoid it re-activating the spool entry.

 *Spool entries remain in the STQ until they are manually deleted or expire.*

Utility commands

The utility commands are intended as tools to simplify system maintenance. For a list of utility commands, type:

```
XROBOT UTIL
```

Very few of the utility commands share command-line parameters. The format in which the utility commands and their parameters is described therefore differs somewhat from that of the primary commands, above.

Command-line parameters and usage

CHECKFREQ

Verify list of requestable directories and alias definitions.

NL	Prevents XRobot from performing activity logging.
ZN	Specifies that XRobot should only verify the unsecure list of requestable directories and alias definitions.
ZS	Specifies that XRobot should only verify the secure list of requestable directories and alias definitions.

XRobot will exit with one of the following errorlevels:

- ☐ 0 (No errors found)
- ☐ 1 (One or more invalid definitions found)
- ☐ 2 (Missing - list or alias - files, etc.)

FSTAMP

Modify timestamp of matching/specified files.

F	Filemask to search for (multiple supported).
NI	Specifies that XRobot should include files with Hidden and/or System attributes when searching for files matching the file statements (/F). XRobot will by default skip files with these attributes.
NL	Prevents XRobot from performing activity logging.
S<date>@<time>	Specifies optional timestamp as date (yyyyymmdd) and time (hhmmss). It is possible to specify only a date (/Syyyyymmdd) or only a time (/S@hhmmss). If <date> is omitted, the current date of the file is used; if <time> is omitted, the current time of the file is used.

KILLOLD

Remove "old" files until specified number of files remain; the files are removed starting with the oldest file.

F	Filemask to search for (multiple supported).
NI	Specifies that XRobot should include files with Hidden and/or System attributes when searching for files matching the file statements (/F). XRobot will by default skip files with these attributes.
NL	Prevents XRobot from performing activity logging.
P<num>	Specifies the number of files to keep. If the total number of matching files is less than <num>, no files will be removed.
S<date>@<time>	Specifies optional maximum age as date (yyyymmdd) and time (hhmmss) for matching files to be considered for removal. It is possible to specify only a date (/Syyyymmdd) or only a time (/S@hhmmss). If <date> is omitted, the current date is used; if <time> is omitted, 000000 (midnight) is assumed.

LCIN

Write entry to inbound "lastcall" and mail history databases.
See "LCOUT" for more information about parameters.

LCOUT

Write entry to outbound "lastcall" and mail history databases.

NL	Prevents XRobot from performing activity logging.
P<Name>[,<Loc>]	Specifies the system name and optionally the system location. Space characters should be specified as underscore (_) characters.

LOG

Add log entry.

P<Text>	Writes <Text> to FrontDoor log (see "Logging") using the X ' log symbol.
---------	---

MKBUSYSEM

Unconditionally create FrontDoor "busy" semaphores.
This command creates the same "session" semaphores that FrontDoor would create when it has established a session with the given system(s).

NL	Prevents XRobot from performing activity logging.
R<address>	Remote system network address (multiple supported).

RMBUSYSEM

Unconditionally remove FrontDoor "busy" semaphores.
This command **removes** the same "session" semaphores that FrontDoor would create when it has established a session with the given system(s).

NL	Prevents XRobot from performing activity logging.
R<address>	Remote system network address (multiple supported).

TOUCH

Update timestamp of matching/specified semaphores.

F	Filemask to search for (multiple supported). If no path is specified for a filemask, XRobot defaults to the FrontDoor semaphore directory. The timestamp of files matching the specified filemask will be updated to the current date and time. If no wildcard characters (* and ?) are used in the filemask, XRobot will create a zero-byte file if it does not exist.
NI	Specifies that XRobot should include files with Hidden and/or System attributes when searching for files matching the file statements (/F). XRobot will by default skip files with these attributes.
NL	Prevents XRobot from performing activity logging.

WAIT

Pause for the specified amount of time.
XRobot will pause for the specified amount of time; while waiting, XRobot will release time to the CPU/OS to avoid "hogging" the CPU.

P<Time>	Number of seconds (1-28800) XRobot should wait.
NL	Prevents XRobot from performing activity logging.

WAITSEM

Pause until specified files exist or have been removed; or specified amount of time has elapsed.
While waiting, XRobot will release time to the CPU/OS to avoid "hogging" the CPU.

EE	Wait until any file(s) matching the specified filemask exist.
EN	Wait until no file(s) matching the specified filemask exist.
F	Filemask to search for (multiple supported).
NI	Specifies that XRobot should include files with Hidden and/or System attributes when searching for files matching the file statements (/F). XRobot will by default skip files with these attributes.
NL	Prevents XRobot from performing activity logging.
P<Time>	Maximum number of seconds (1-28800) XRobot should wait.

XRobot will exit with one of the following errorlevels:

- ❑ 0 (No change detected)
- ❑ 1 (Change in one or more of the specified files detected)

WIPE

Remove (recursively) files matching specified filemask.

The WIPE command will not remove files with read-only attribute; nor will it remove directories.

F	Filemask to search for (multiple supported).
NI	Specifies that XRobot should include files with Hidden and/or System attributes when searching for files matching the file statements (/F). XRobot will by default skip files with these attributes.
NL	Prevents XRobot from performing activity logging.
P	Specifies that sub-directories should not be processed; i.e. perform only a non-recursive search for the specified filemask.

Query commands

The query commands are intended as tools to simplify system maintenance. For a list of query commands, type:

```
XROBOT QUERY
```

Very few of the query commands have significant command-line parameters.

The **WEEKDAY**, **MONTHDAY**, and **YEARMONTH** commands only support the **/NL** (*Prevent XRobot from performing activity logging*) parameter.

The **QINFO** command supports no command-line parameters.

The command-line parameters for the **SIZEOF** command are listed below.

SIZEOF

Check total size of files matching specified filemask.

F	Filemask to search for (multiple supported).
J<size>[k]	Specifies the total size (in bytes) of matching files threshold. The optional k specifies that <size> is in multiples of 1024 bytes (<i>i.e. kilobytes</i>).
NI	Specifies that XRobot should include files with Hidden and/or System attributes when searching for files matching the file statements (/F). XRobot will by default skip files with these attributes.
NL	Prevents XRobot from performing activity logging.

XRobot will exit with one of the following errorlevels:

- ❑ 0 (Files matching specified filemask do not exceed or equal specified threshold)
- ❑ 1 (Files matching specified filemask exceed or equals specified threshold)

MSGBITS

The meaning of the various message bits is explained in the FrontDoor documentation.

The **/M** parameter is used to set or reset specific message bits to alter the default behavior of XRobot. Certain defaults apply and some bits cannot be removed (reset) from messages being created.

For all commands, the *"Local"* bit is always set.

The *"Kill/Sent"* and *"Private"* bits are by default set.

For the **QGET/GET** commands, the *"File Request"* bit is always set unless the **/U** parameter is also used, in which case the *"File Update Request"* bit is set instead.

For the **QSEND/SEND** commands, the *"File"* bit is always set.

For the **QPOLL/POLL** commands, the *"Direct"* bit is assumed.

Some bits do not make any sense when combined. Such combinations include the *"Immediate"* (or *"Crash"*) and *"Hold"* bits.

For a list of available **/M** parameter combinations, type:

```
XROBOT MSGBITS
```

4. MISCELLANEOUS NOTES

NAMES.FD

Recipients

When specifying a recipient (**/R**), you may use name macros listed in NAMES.FD. This is indicated to XRobot by preceding the recipient with an asterisk (*):

```
XROBOT QSEND /FMYFILE.RAR /R*Kalle
```

would search for **Kalle** in NAMES.FD and use the address (and SysOp name, if defined and applicable) associated with that macro.

If you do not want to use NAMES.FD, but want to specify a recipient name instead of the default **SysOp**, you may do so by putting a comma (,) followed by the recipient's name after the network address:

```
XROBOT SEND /FMYFILE.RAR /R255:3046/1,Kalle_Karlsson
```

would send the file MYFILE.RAR to **Kalle Karlsson** on **255:3046/1**. Note the underscore character in the above example, it is used to indicate a space.

Internet gateway

When recipients are specified for primary commands (see "Primary commands") with the **/R** parameter, XRobot supports Internet-style recipients in addition to numerical addresses and NAMES.FD macros.

If XRobot detects an Internet recipient in the recipient list, it requires that the **/G** parameter is also specified, or that the **XROBOTGATE** macro has been defined in the NAMES.FD file. An example of such a definition follows:

```
XRobotGate,Internet Gate,255:3046/800
```

The above would configure the Internet gateway's name to **Internet Gate** and its address to **255:3046/800**.

Specified on the command-line, using the **/G** parameter, the above would look like this:

```
/G255:3046/800,Internet_Gate
```

Internet recipients

As with non-Internet recipients, XRobot supports two formats for specifying Internet recipients:

```
/Rsales@defsol.se
```

would specify the Internet recipient **sales@defsol.se**.

```
/Rkalle@defsol.se,Kalle_Karlsson
```

would specify the Internet recipient **<kalle@defsol.se> "Kalle Karlsson"**.

When XRobot creates messages for Internet recipients, it will address the actual message to the gateway (see "Internet gateway" above) and place the Internet recipient on the first line of the message body:

```
TO: kalle@defsol.se "Kalle Karlsson"
```

FDOPT settings

XRobot will use/honor the following **FDOPT** environment variable settings:

NOISCR	XRobot will by default remove SoftCR (ASCII 141) characters from text files before importing them into the body of a message. This may be inappropriate in some environments. If this option is enabled, XRobot will not remove SoftCR characters.
NOSHAREIH	XRobot will by default write to the shared inbound mail history database (see "LCIN") INBOUND.HIS. This option specifies that a separate, task-specific, inbound mail history database is used.
NOSHAREOH	XRobot will by default write to the shared outbound mail history database (see "LCOUT") OUTBOUND.HIS. This option specifies that a separate, task-specific, inbound mail history database is used.

Other environment variables

TZUTC

The purpose of this environment variable is to establish a specific system's geographical location relative to UTC (GMT) which is 0000. The format of the **TZUTC** data is as follows:

```
[ + | - ]hhmm
```

where '+' (plus) is optional and assumed if '-' (minus) is not present. For systems located east of UTC0000, a positive value is expected, for systems located west of UTC0000 a negative value is expected. E.g.

```
SET TZUTC=0200
```

is the correct setting for Central Europe during summer time. The information specified in the **TZUTC** environment variable is added to messages created by XRobot.

TASK

The TASK environment variable is used by XRobot (and FrontDoor, multi-line version) to properly support multi-line operations including avoiding filename collisions, separate configurations, etc.

The minimum value for TASK is zero (0) and the maximum is 255.

5. RESPONSE FILES

XRobot is capable of using response files for input to the **/F** and **/R** parameters, as well as a global response file for all commands and actions that should be executed.

To indicate that you want to use a response file, XRobot requires that you precede them with an **@** character, e.g. **@<response.fil>**. This instructs XRobot to read the file **RESPONSE.FIL** and take its input from the file as opposed to from the command-line. This allows you to create pre-defined "sets" of recipients and files to send or request and then reuse them.

The format of a response file is that of a plain vanilla ASCII file with each line terminated by a **<CR><LF>** combination (although XRobot can handle a single **<CR>** or **<LF>** as the line terminator).

Text following a semi-colon (**;**) is ignored and can be used as comments to make response files more readable. The maximum line length is 255 characters.

Simple response files

Here is an example of a simple response file specified for the **/F** parameter. In the example, the file is called **RESPONSE.FIL**:

```
;This is a comment
C:\UPD.DOC C:\INV.DOC      ;This too
C:\FD\NEWS\FIDO*.NWS      ;And this..
C:\FD\FRODO\FDNEWS.RAR    ;You get the picture..
```

The command-line

```
XR QSEND /F@response.fil /R255:3046/1
```

would instruct XRobot to send all files listed in **RESPONSE.FIL** to **255:3046/1**.

Another example, for use with the **/R** switch follows, again, it is assumed that the response file is called **RESPONSE.FIL**:

```
;This is another comment
2:201/330 1:170/400 255:3000/0 *Kalle
```

The command-line

```
XR SEND /FMYFILE.RAR /R@response.fil
```

would instruct XRobot to send **MYFILE.RAR** to all recipients listed in **RESPONSE.FIL**. Note the use of ***Kalle** which forces XRobot to scan the **NAMES.FD** file for the macro "Kalle".

Reponse file labels

One other very powerful concept of response files as implemented in XRobot is the use of *labels*. This allows you to put several different sets of pre-defined files and recipients in one physical file and instruct XRobot which set to use.

A label is specified in a response file by preceding the first word on a line by a colon (**:**). The length of the label may not exceed 255 characters and must not contain any spaces. To specify a label in conjunction with a response file, use the format **@response.fil@label**. An example follows (again, the response file is called **RESPONSE.FIL**):

```
;A XRobot response file with labels
```

```
:MYNET
2:201/330 2:201/329 2:201/300
:USNET
1:170/400 1:360/1 1:135/990
```

The command-line

```
XR QSEND /FMYFILE.RAR /R@response.fil@mynet
```

would instruct XRobot to send MYFILE.RAR to all recipients starting at the "MYNET" label.

When a label is specified, XRobot will first search for the label, and if found, read all input until the next label is found, or the end of the file is encountered. If a label is not specified, the entire response file is read (and all labels are ignored).

Global response files


One other use of response files is supported by XRobot, a *global response file*. This allows multiple actions to be taken by XRobot to be specified. Normally, this would require several calls from the operating system prompt (or .BAT/.CMD/.BTM file).

If a global response file is used, no other parameters will be honored and all input is read from the response file. The global response file is specified as:

```
XROBOT @response.fil
```

An example follows (again, the file is called RESPONSE.FIL):

```
;A comment
SEND /FMYFILE.RAR /R2:201/330 /R2:201/329,Mats_Wallin
QGET /FFILES /R255:3046/1
;Some more comments
TEXT /FC:\TEXTS\NEWS.NOW /R2:201/300 /MC+
SEND /F@many.fil /R@many.rcp
```

 Note the use of response files in the last SEND command.

Appendix A: GLOSSARY

Address	The unique combination of Zone:Net/Node.Point , identifying an individual site (system).
AKA	Alternative address ("Also K nown A s").
ASCII	American Standard Code for Information Interchange; used to represent letters, numbers, and special characters such as \$, !, and /.
BBS	See <i>Bulletin Board System</i>
Bit rate	The number of binary digits or bits transmitted per second (BPS). Communication channels using telephone links are established at set bit rates, commonly 9600, 14400, 28800, and 33600 BPS.
Bulletin Board System	A Bulletin Board System, or BBS for short, is a system to which users can connect via a dial-up connection, a Local Area Network or via the Internet. It often consists of different areas, e.g. message groups, file areas, on-line games, and chat rooms.
CnfMail	See <i>Conference Mail</i>
Conference	A conference is a discussion forum where a certain topic is discussed, for instance Cooking, Computer programming, Politics, Product support, etc. A conference can either be open to everyone, or restricted to a closed group of participants. All messages in a conference are public, even if they are addressed to a specific recipient. This means that all participants of the conference are able to read all messages. To send a private message, use the NetMail folder. All messages in a conference are stored together in a folder.
Conference Mail	Mail that is sent from one person and then distributed by means of a conference with more than one participant (see <i>Conference</i>).
Conference Mail Processor	An external application used to process conference mail. It is responsible for placing conference messages received from remote systems into their proper folders and for exporting messages written locally in Conference-type folders. The Conference Mail Processor creates file attachments, which are delivered by FD to the appropriate remote systems.
Confirmation Receipt	A confirmation receipt is an indication that the recipient of a message has read it. All systems do not support or allow confirmation receipts, which means that the recipient may have read the message, even if you have not received a confirmation receipt.
ConfMail	See <i>Conference Mail</i>
Crossposting	The process of saving ("posting") a message to more than one folder.
EchoMail	See <i>Conference Mail</i>
E-Mail	Electronic mail.

LAN	<p>Local Area Network.</p> <p>A LAN is often used to connect a number of computers at an office with each other, to make it possible to share resources such as disk drives, modems, and printers.</p>
Mailer	<p>A program responsible for sending, receiving, storing, and forwarding of mail. FD is the mailer in the FrontDoor package.</p>
NetMail	<p>Mail that is sent from one person to another person, i.e. person-to-person correspondence.</p>
Network Address	<p>See <i>Address</i></p>
Origin line	<p>Messages in a Conference Folder normally have an ending identification line, called <i>Origin Line</i>. An example of an origin line:</p> <p style="padding-left: 40px;">* Origin: Definite Solutions (255:3046/1)</p> <p>The text in the origin line can contain any (or no) text, but it must be followed by the address of the system where the message originated. Some examples of text in an origin line:</p> <p style="padding-left: 40px;">Definite Solutions – Stockholm, Sweden XYZ Corporation – Green Valley, CA, USA XYZ Corporation – John Doe in the field</p>
Primary Address	<p>The first address configured in FDSETUP (Global.Address.Address.Main).</p>
Primary AKA	<p>See <i>Primary Address</i></p>
Static queue	<p>A single-file database containing entries that specify files to send and fetch, as well as systems to call. By using external software, such as conference mail processors, that supports the static queue, the speed of mail processing can be improved considerably.</p>
STQ	<p>See <i>Static queue</i></p>
Tear line	<p>The tear line is a line located at the end of the messages, just before the origin line, and begins with three dashes (---), sometimes followed by a short program notice.</p> <p>This line is added by most message editors, such as FM, but is not required.</p>
XC	<p>See <i>Crossposting</i></p>

Appendix B: VERSION HISTORY

4.00

- ❑ Use of the INTL extended message information field is mandatory; i.e. messages created by XRobot will always contain INTL information as applicable. XRobot will furthermore insert proper CHR\$S, CODEPAGE, and FLAGS extended message information fields when creating messages.
- ❑ The FMRESCAN.NOW semaphore is no longer supported/updated.
- ❑ The TEXT command can now be used with any input files (/F); this will result in an empty message being created. The /T switch can be used to specify a subject for the empty message.
- ❑ Support for Internet-style recipients and *UUencoding* of files has been added.
- ❑ Support for the FrontDoor Static Queue (STQ) has been added.
- ❑ Support for external and internal \$[]-style macros has been added.
- ❑ A number of commands has been added.
- ❑ A Win32 (Windows 9x and Windows NT console mode) executable has been added.

Versions prior to 4.00

- ❑ When using the /T parameter to place the contents of an ASCII file into a text message, the program would incorrectly leave a NUL character between the extended message information ("kludge lines") and the beginning of the message text.
- ❑ The option to send a message via a zonegate has been removed.
- ❑ The support for drive mappings has been removed.
- ❑ XROBOT.CTL is no longer supported. All necessary configuration data is retrieved from FrontDoor's system files, specifically SETUP.FD and NAMES.FD.

Appendix C: CONTACT INFORMATION

Definite Solutions can be reached at:

Postal address: Definite Solutions HB
Förskottsvägen 11
S-129 32 Hägersten
SWEDEN

Telephone: +46 8 6456495 **(0800-1800 CET, Mon-Fri)**

Fax: +46 8 55630102

BBS: +46 8 55630102 (V.34 8N1, X.75 ISDN)

+46 8 55630103 (V.34 8N1, X.75 ISDN)

FidoNet: 2:201/329

2:201/330

Internet: sales@defsol.se
<http://www.defsol.se/>

Please refer to our website (above) for additional information such as the [FrontDoor Developer's Kit](#) (FDDEV), the *FrontDoor Frequently Asked Questions* (FDFAQ) document, and more.

INDEX

A

Acrobat Reader 4

ANSI *See* Character sets

C

Character sets 13

Command-line..... 6, 9

 Help..... 7

 Primary commands..... 6, 9

 Query commands 7, 17

 Utility commands 7, 14

Conference

 Origin line 24

Contact information 26

D

Definite Solutions 26

E

Environment variables 6, 20

 FD 6

 FDOPT 20

 TASK 20

 TZUTC..... 20

 XRLOG..... 7

F

FD *See* Environment variables

FDOPT..... *See* Environment variables

Filenames 5

G

Glossary 23

I

Internet

 Gateway 10, 19

 Recipients 10, 11, 19

L

Legal notice 4

Logging..... 7

M

MSGBITS 18

N

NAMES.FD 19

 XROBOTGATE 10

O

OEM *See* Character sets

Operating system versions 5

Origin line 24

P

Primary commands 6, 9

Q

Query commands 7, 17

R

Requirements 5
Response files 21
 Global..... 22
 Labels 21
 Simple 21

S

Spool directories 6, 13
Static queue 8
 Spool directories.....*See* Spool directories
 Timed delivery 12

T

TASK.....*See* Environment variables

Timed delivery.....12
TZUTC *See* Environment variables

U

Utility
 CHECKFREQ14
 FSTAMP.....14
 KILLOLD.....15
 LCIN.....15
 LCOUT.....15
 LOG15
 MKBUSYSEM.....15
 RMBUSYSEM16
 TOUCH16
 WAIT.....16
 WAITSEM16
 WIPE17
Utility commands.....7, 14
UUencoding.....13

V

Version history25